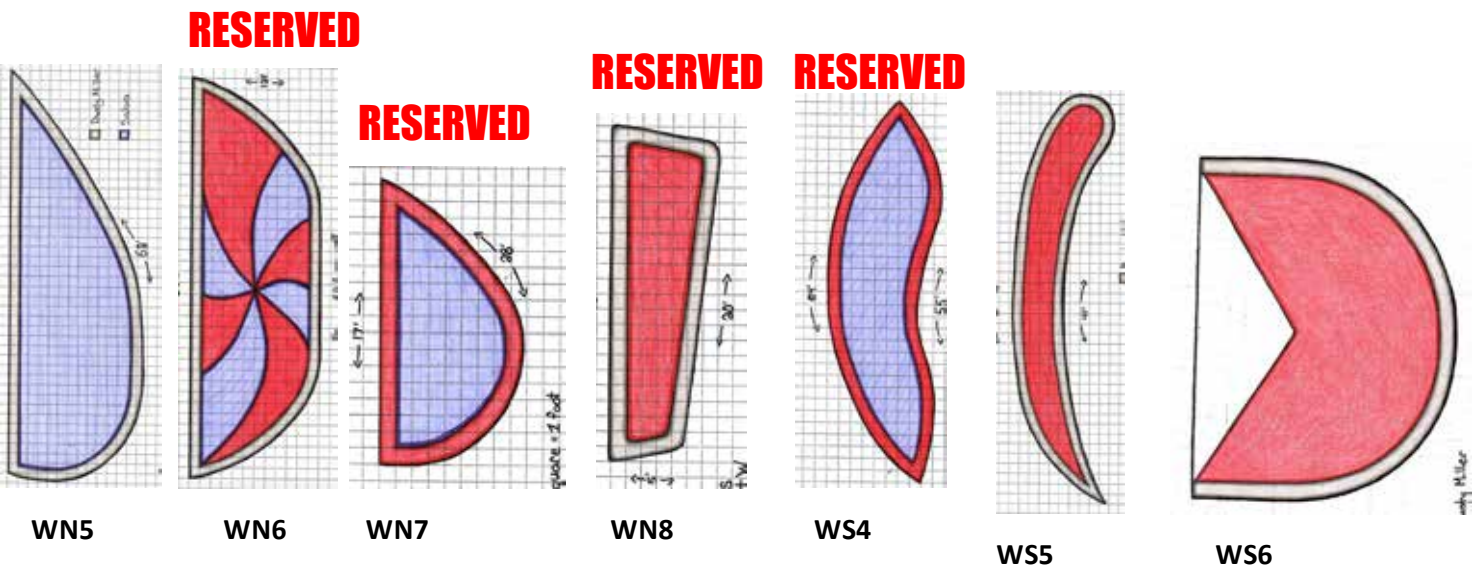
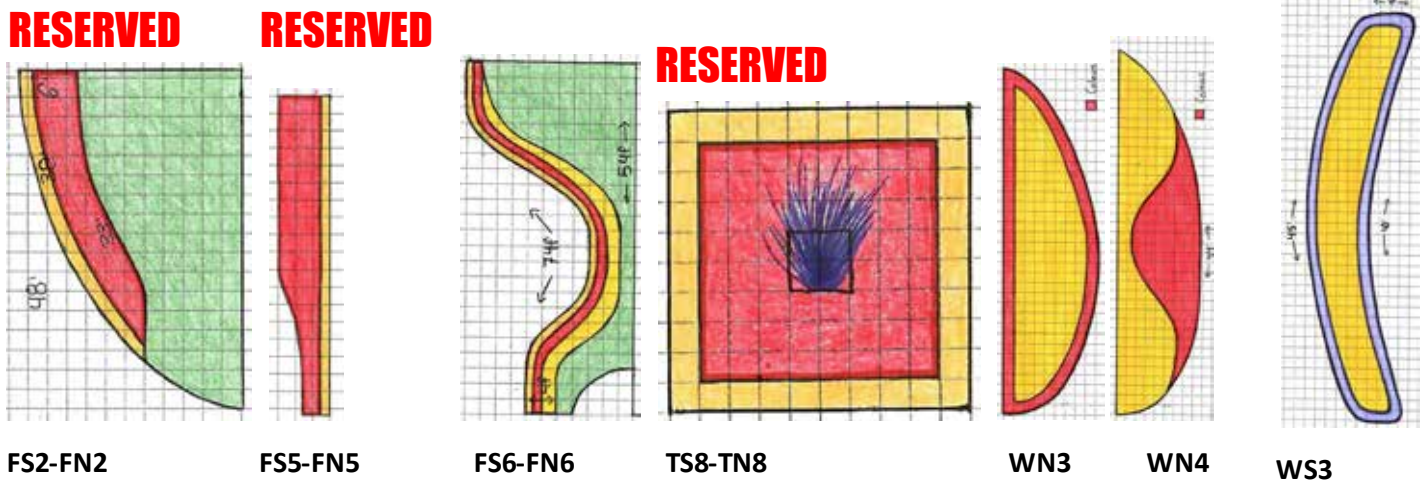


\$500 Level:

- Channel Mirrored Beds West of Largest beds (\$1,000 for both) (FS2-FN2)
- Channel Mirrored Beds Mid Formal (\$1,000 for both) (FS5-FN5)
- Channel Mirrored Beds Mid Formal (\$1,000 for both) (FS6-FN6)
- Square raised beds on Lower Terrace (\$1,000 for both) (TS8-TN8)
- West Channel bed (WN3)
- West Channel bed (WN4)
- West Channel bed (WS3)
- West Channel bed (WN6)
- West Channel bed (WN7)
- West Channel bed (WN8)
- West Channel bed (WS4)
- West Channel bed (WS5)
- West Channel bed (WS6)



Formal Gardens Zoning

Chapel
(C-)

West
(W-)

Sunken
(S-)

Formal
(F-)

Terraces
(T-)

Plaza
(P-)

Entrance
(E-)

N. Parking

S. Parking

Conservatory
Parking



ENTRANCE (E-)



PS1

Admin

S6

PS8

PS7

S4

PS6

PS5

PN5

PN8

N6

N5

PN7

N4

PN6

C5

C6

PN9

S3

C4

PS4

S2

C3

N2

N3

PN4

S5-Clock

C2

PS3

PS2

PN2

PN3

PN

PS1

S1

C1

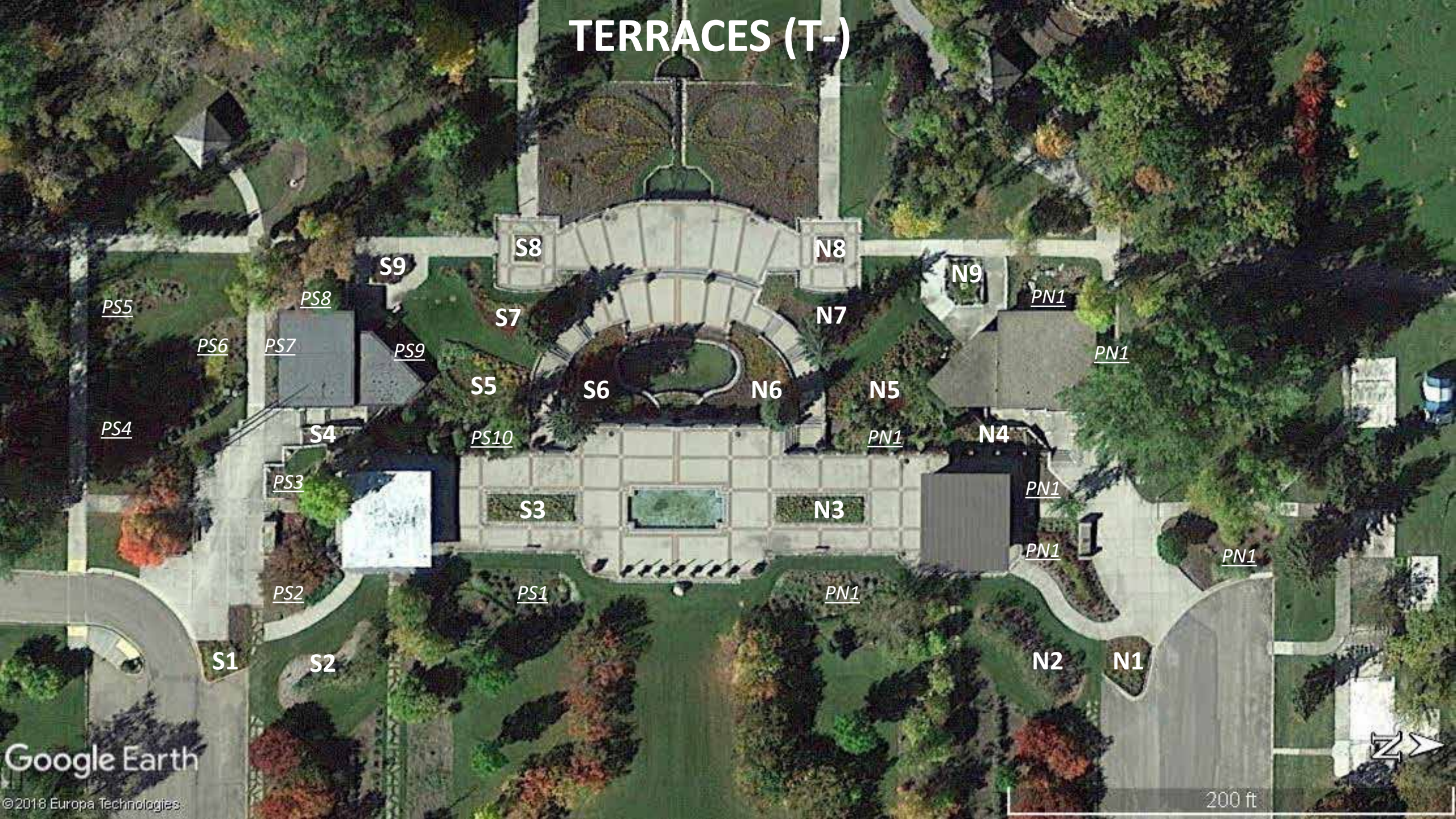
N1

PN1

PC1



TERRACES (T-)



PS5

PS8

S9

S8

N8

N9

PN1

PS6

PS7

PS9

S7

N7

PN1

PS4

S4

S5

S6

N6

N5

N4

PS3

PS10

PN1

S3

N3

PN1

PS2

PS1

PN1

PN1

PN1

S1

S2

N2

N1



FORMAL (F-)



PS9

PN12

PS8

PN11

S7

N7

PS7

S6

N6

PN10

PS6

PN9

PS5

S5

N5

PN8

S4

N4

PN7

S3

N3

N8 - Peacock

PS4

S2

N2

PN6

PN5

PS3

S8 - Rockery

PN4

S1

N1

PN3

PS2

PS1

PN1

PN2



West (W-)

N8

N7

N6

N5

N4

N3

N2

N1

S5

S4

S3

S2

S1

9/11

PS1

